

CareerSource Gulf Coast

Florida Department of Economic Opportunity Annual Performance Presentation

Charles Williams, DEO Workforce Programs Administrator

Daniel Harper, DEO Senior Management Analyst Supervisor

April 12, 2022



Workforce System Funding

- United States Department of Labor Employment and Training Administration (USDOL - ETA)
- United States Department of Health and Human Services (HHS)
- United States Department of Agriculture (USDA)
- State of Florida General Revenue (GR)
- Other Sources

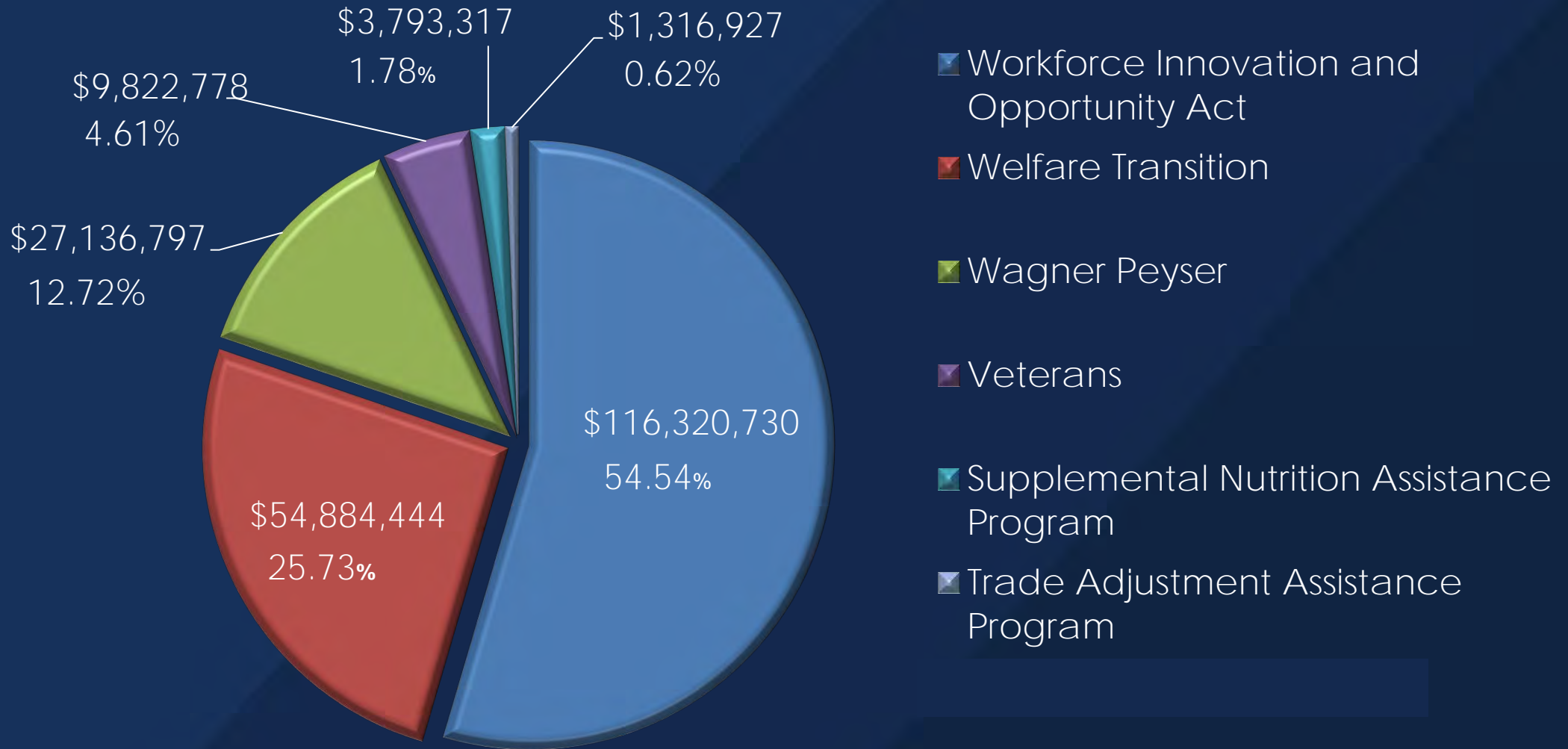
Workforce System Oversight

- United States Department of Labor Employment and Training Administration (USDOL - ETA)
- Florida Legislature
- Reimagining Education and Career Help (REACH) Office
- Department of Economic Opportunity (DEO)
- CareerSource Florida (CSF)
- Chief Local Elected Officials or Consortiums (CLEO)
- Local Workforce Development Boards (LWDB)

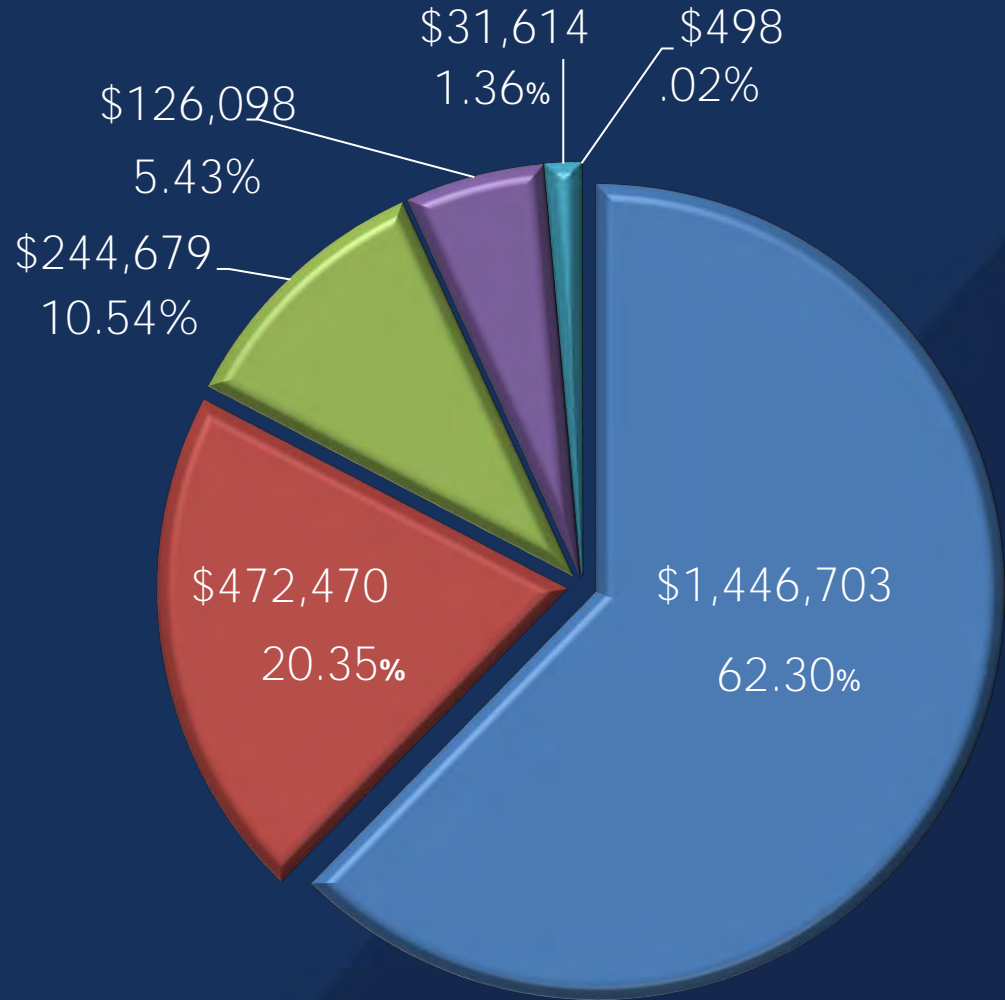
Local Service Delivery

- One-Stop Career Centers
 - Core Partners and Required Partners
 - Other Local Partnerships
- Job Seekers
- Employers

Statewide Funding \$213,274,993

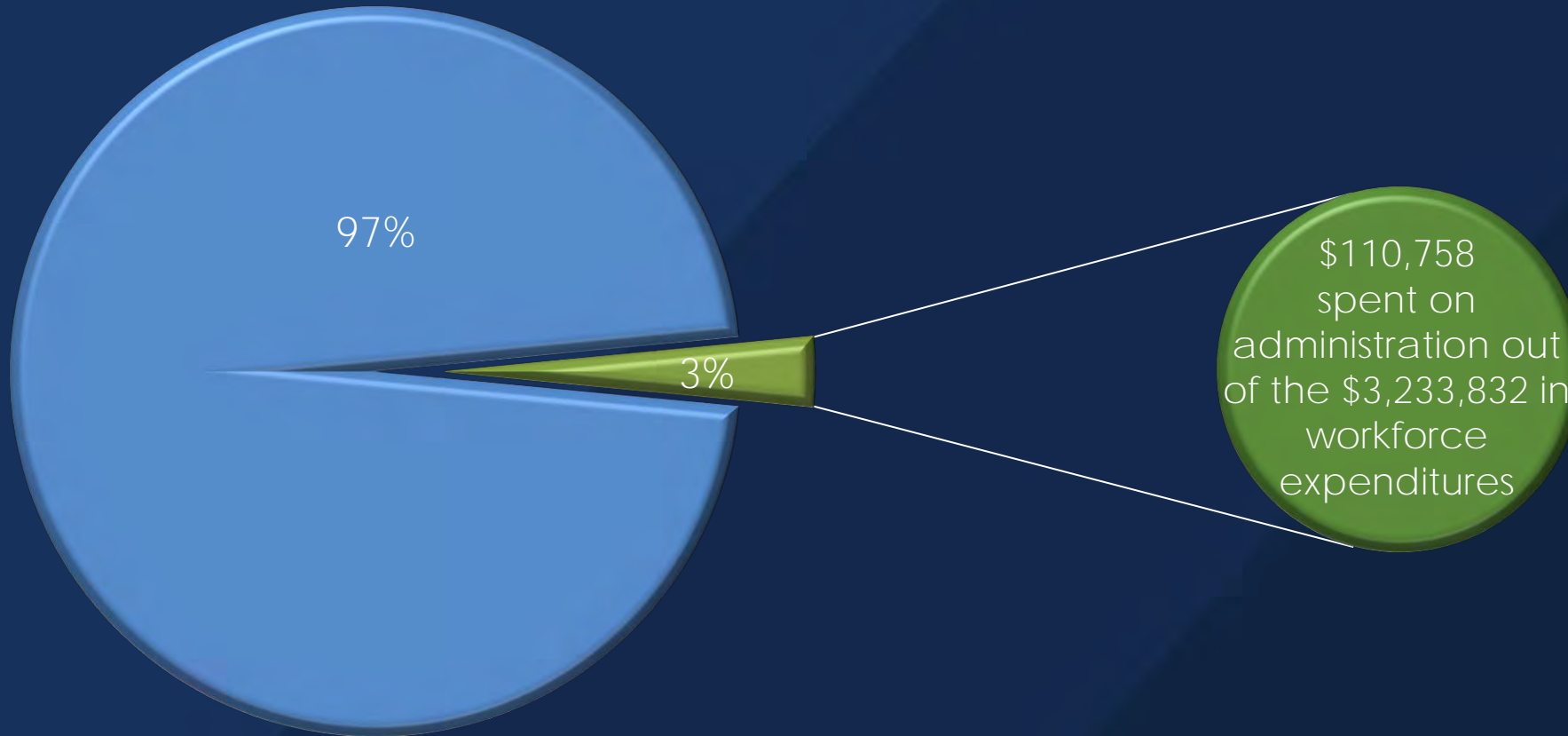


Local Board Funding \$2,322,062



- Workforce Innovation and Opportunity Act
- Welfare Transition
- Wagner Peyser
- Veterans
- Supplemental Nutrition Assistance Program
- Trade Adjustment Assistance Program

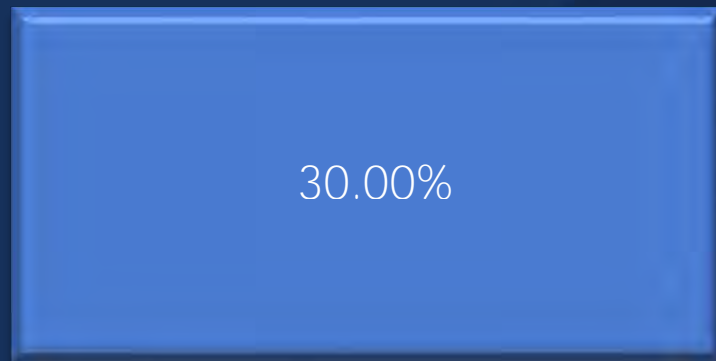
Direct Client Services and Administrative Expenditures




■ Direct Client Services

■ Administrative Expenditures

Individual Training Account (ITA) Expenditures



Annual ITA Expenditure Requirement



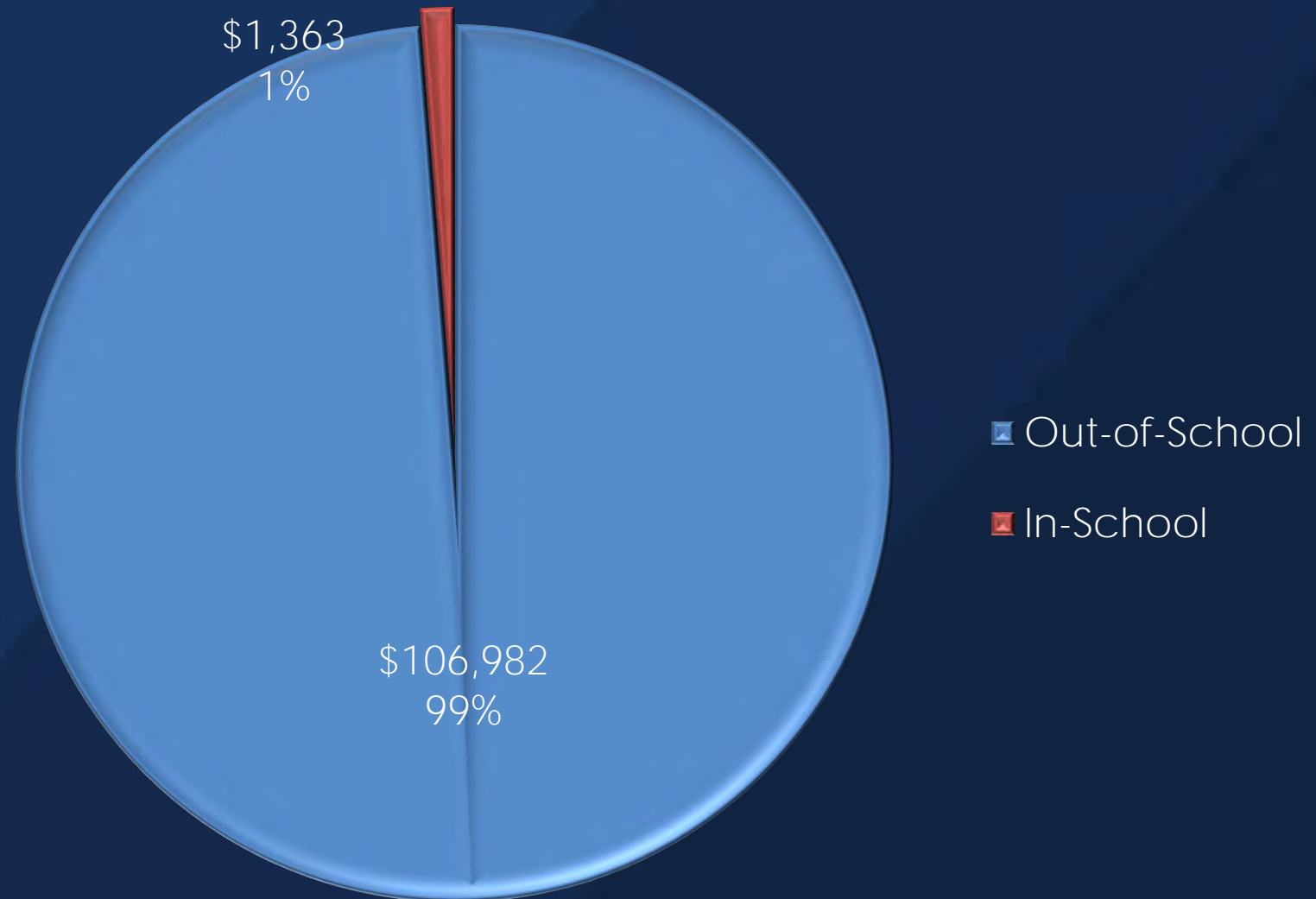
ITA Expenditures

Work Experience Expenditures

WIOA Requirement: Greater than 20% Work Experience Expenditures



Out-of-School Youth Expenditures



Primary Indicators of Performance

Customer Groups

- Adult Metrics (5)
- Dislocated Worker Metrics (5)
- Youth Metrics (5)
- Wagner Peyser Metrics (3)

Metrics

- Employed in 2nd quarter after exiting the program
- Employed in 4th quarter after exiting the program
- Median wages in 2nd quarter after exiting the program
- Credential attainment rate
- Measurable Skill Gains (Not applicable for Wagner Peyser)

Primary Indicators of Performance Results

LWDB 04 Program Year (PY) 2020 Performance for July 1, 2020 – June 30, 2021	PY2020-2021 1st Quarter Performance	PY2020-2021 2nd Quarter Performance	PY2020-2021 3rd Quarter Performance	PY2020-2021 4th Quarter Performance	PY2020-2021 Performance Goals
Adult Programs:					
Employed 2nd Quarter After Exit	92.7%	92.5%	96.1%	96.0%	93.0%
Median Wage 2nd Quarter After Exit	\$10,361.00	\$10,233.00	\$10,516.00	\$10,808.00	\$9,450.00
Employed 4th Quarter After Exit	86.7%	85.5%	89.0%	88.3%	91.0%
Credential Attainment Rate	87.5%	90.2%	88.9%	89.4%	87.5%
Measurable Skill Gains	70.4%	69.9%	78.9%	93.5%	75.0%
Dislocated Workers Programs:					
Employed 2nd Quarter After Exit	71.4%	75.0%	85.7%	83.3%	75.0%
Median Wage 2nd Quarter After Exit	\$12,946.00	\$12,268.00	\$11,105.00	\$10,621.00	\$9,000.00
Employed 4th Quarter After Exit	75.0%	75.0%	71.4%	75.0%	81.0%
Credential Attainment Rate	100.0%	66.7%	80.0%	83.3%	65.0%
Measurable Skill Gains	50.0%	50.0%	66.7%	100.0%	60.0%
Youth Programs:					
Employed 2nd Quarter After Exit	84.6%	86.7%	93.3%	100.0%	95.0%
Median Wage 2nd Quarter After Exit	\$3,929.00	\$3,929.00	\$3,581.00	\$4,753.00	\$4,150.00
Employed 4th Quarter After Exit	76.0%	68.8%	76.9%	80.0%	77.0%
Credential Attainment Rate	100.0%	93.8%	92.3%	86.7%	90.0%
Measurable Skill Gains	65.8%	65.7%	64.5%	78.6%	45.5%
Wagner Peyser Programs:					
Employed 2nd Quarter After Exit	62.9%	67.5%	68.2%	66.7%	71.0%
Median Wage 2nd Quarter After Exit	\$5,705.00	\$5,704.00	\$5,627.00	\$5,506.00	\$5,000.00
Employed 4th Quarter After Exit	59.0%	67.6%	66.0%	64.3%	68.0%

■ Not Met (less than 90% of negotiated)
 ■ Met (90-100% of negotiated)
 ■ Exceeded (greater than 100% of negotiated)

Programmatic Monitoring Activities

LWDB 04 Program Year (PY) 2020 July 1, 2020 – June 30, 2021	PY 2019 Findings	PY 2020 Findings
Welfare Transition	1	0
Wagner-Peyser / MIS / MSFW	5	1
Supplemental Nutrition Assistance Program - Employment and Training	0	0
WIOA Adult / Dislocated Worker / Youth	0	0
Trade Adjustment Assistance Act	0	0
Total Findings	6	1

Financial Monitoring Activities

LWDB 04 Program Year (PY) 2020 July 1, 2020 – June 30, 2021	PY 2019	PY 2020
Findings	0	0
Issues of Non-Compliance	0	1
Observations	0	0
Technical Assistance	1	0

Q&A



Contact



Thank You

Please contact our office with questions or comments about this presentation.



Office: DEO Bureau of One-Stop & Program Support

Main Line: 850-245-7424

Email: Charles.Williams@DEO.MyFlorida.com