



CareerSource Gulf Coast

Annual Performance Presentation

December 2024

Objectives

Current Year Allocations

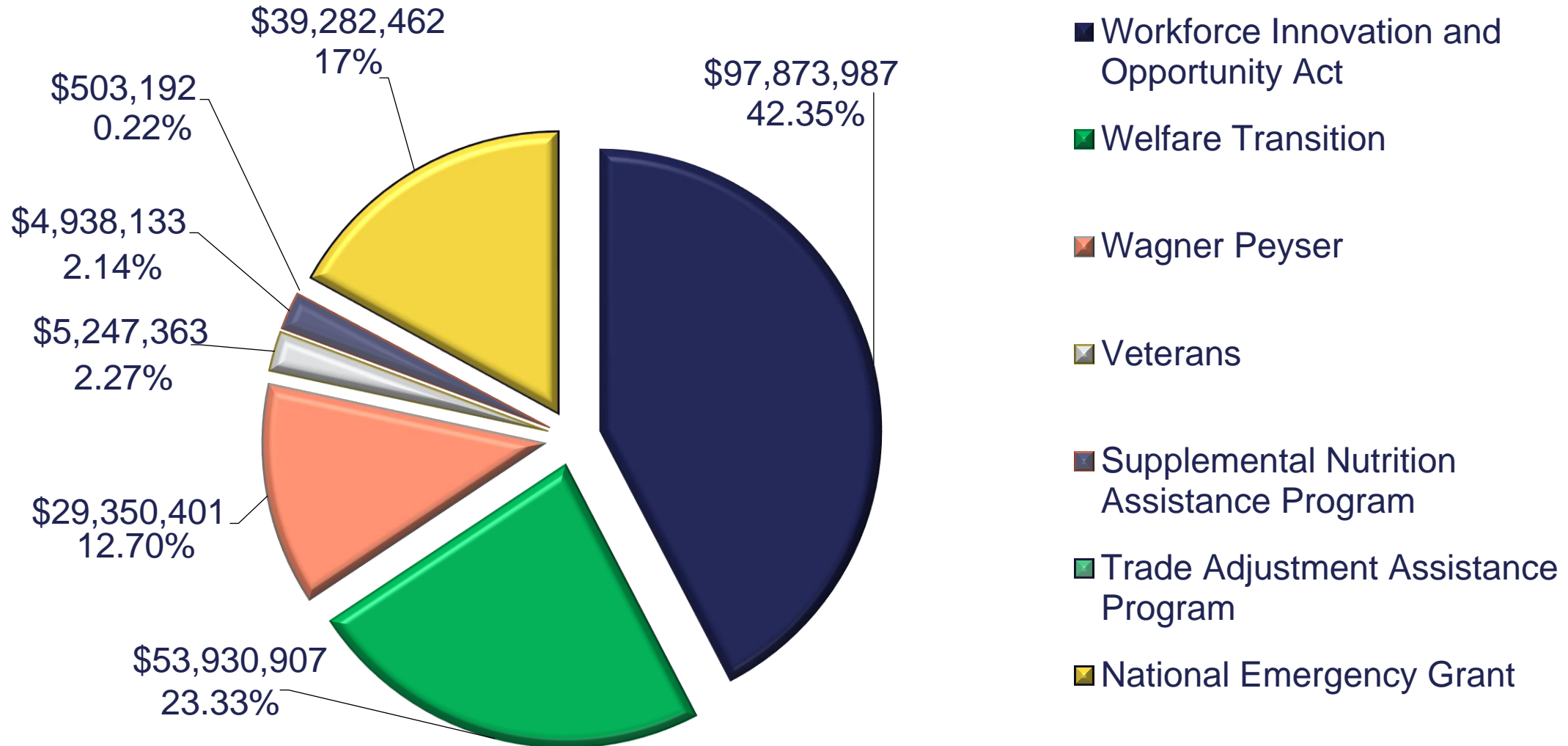
Financial Expenditure Requirements

Performance Accountability Metrics

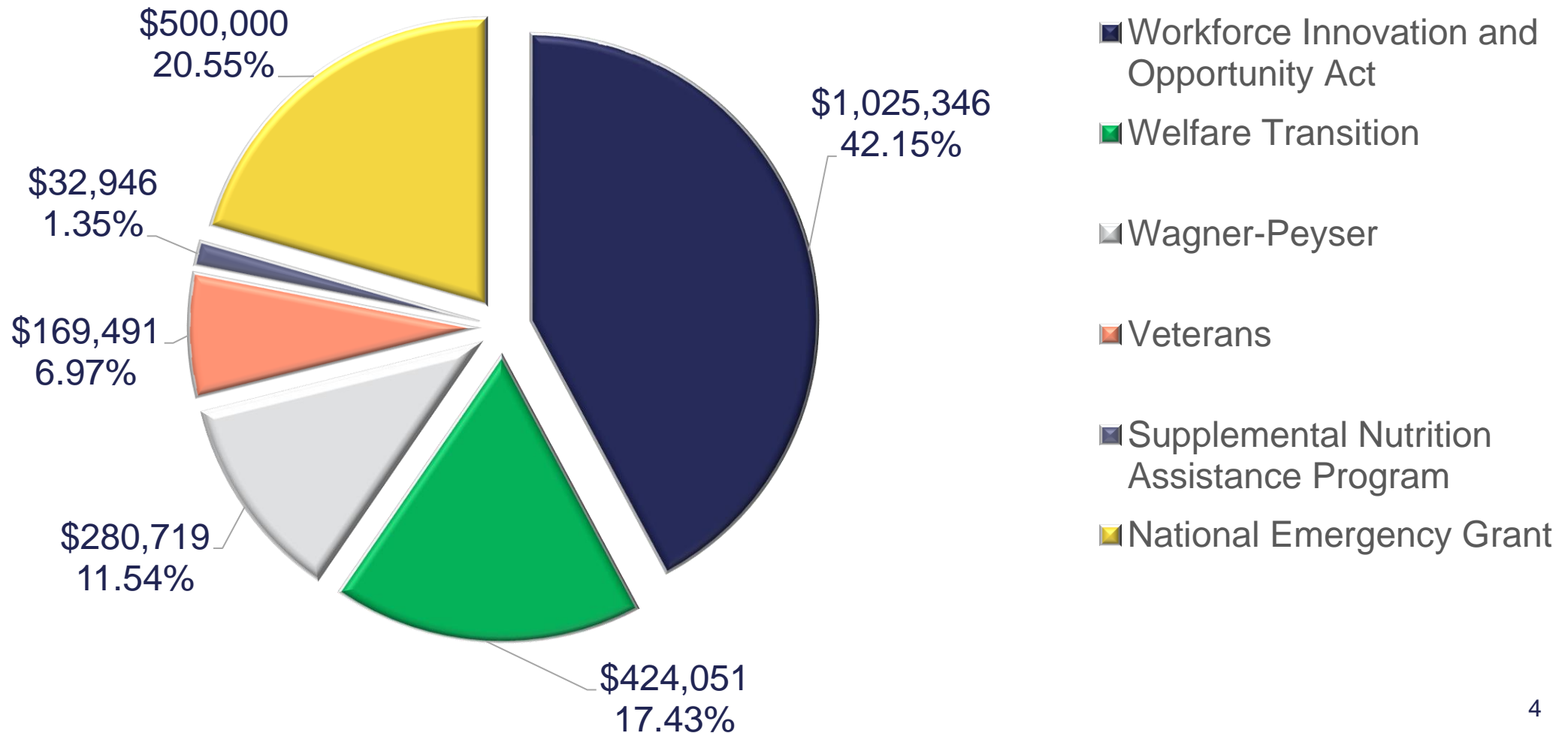
Programmatic and Financial Monitoring
Results



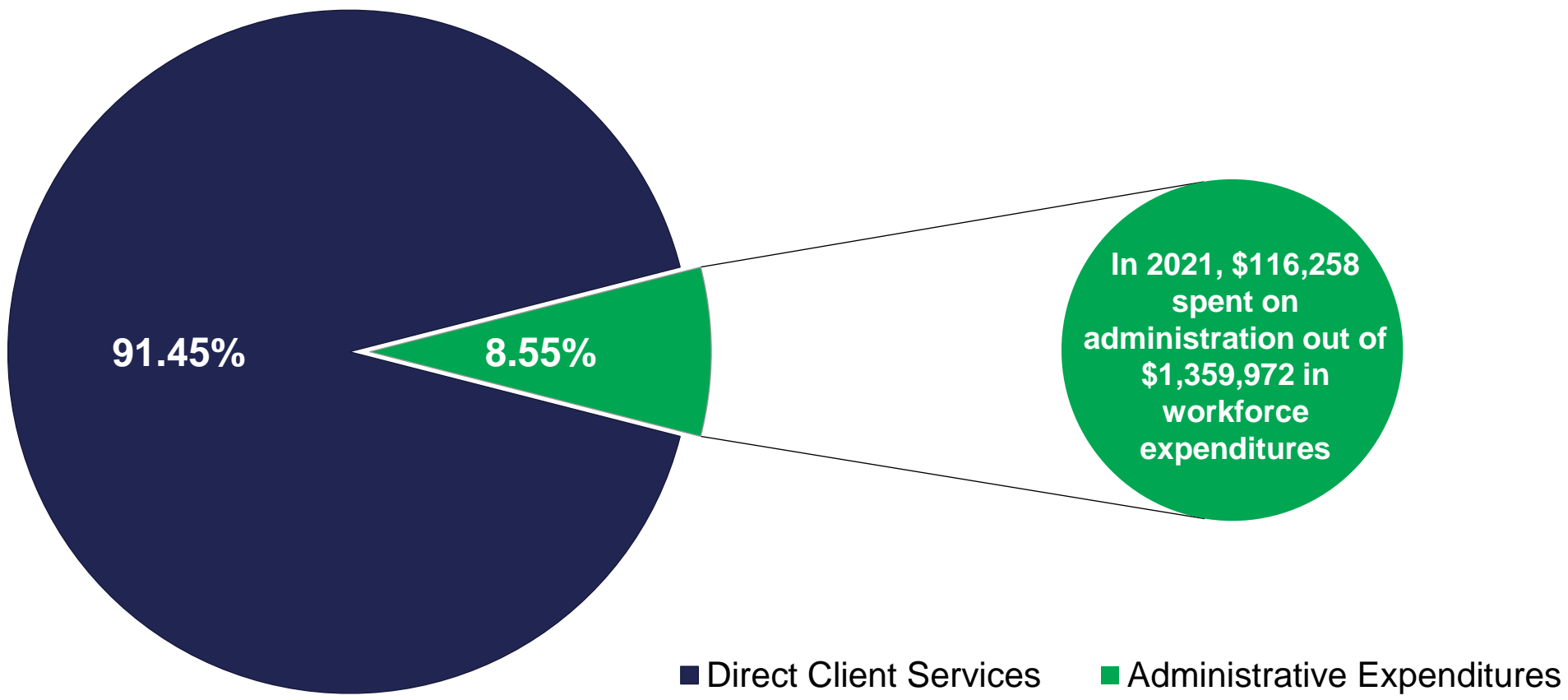
Statewide Funding 2024: \$231,126,445



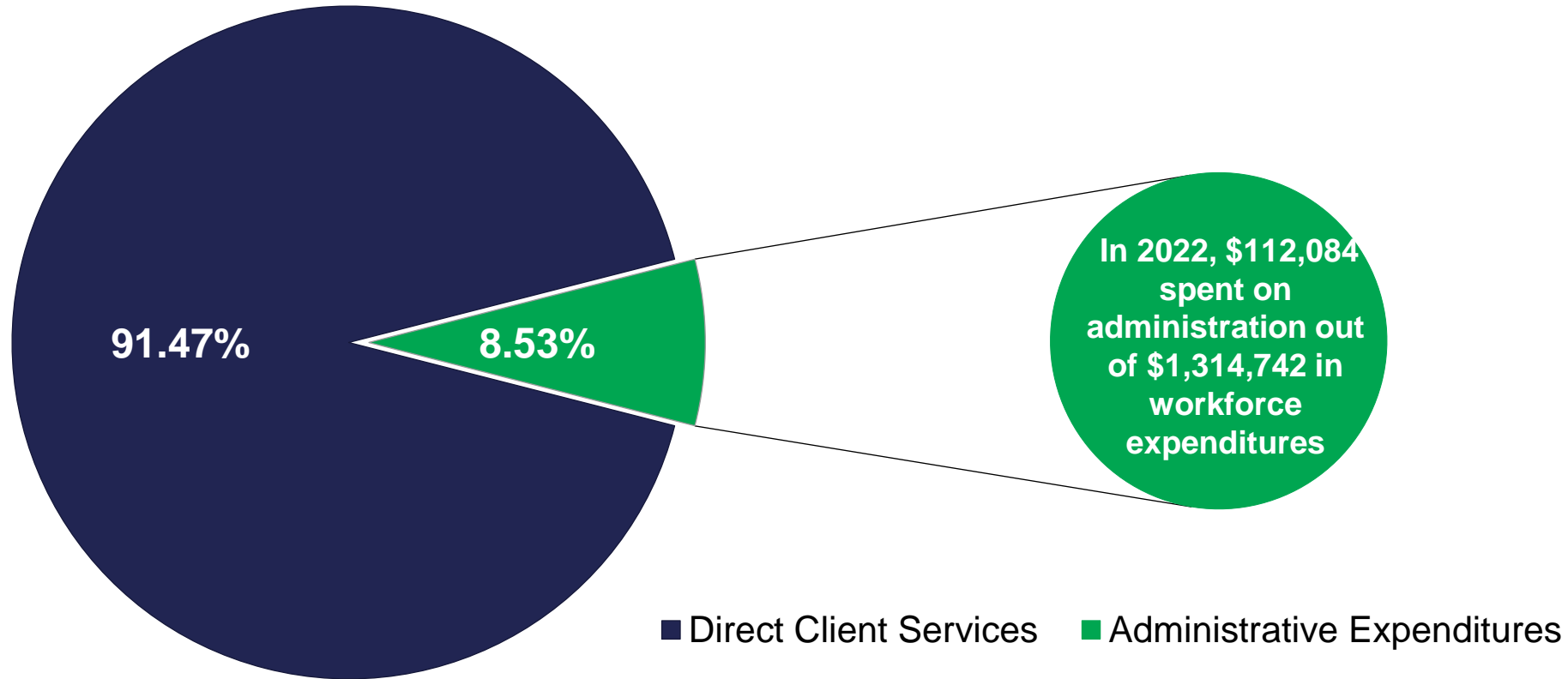
Local Board Funding 2024: \$2,432,523



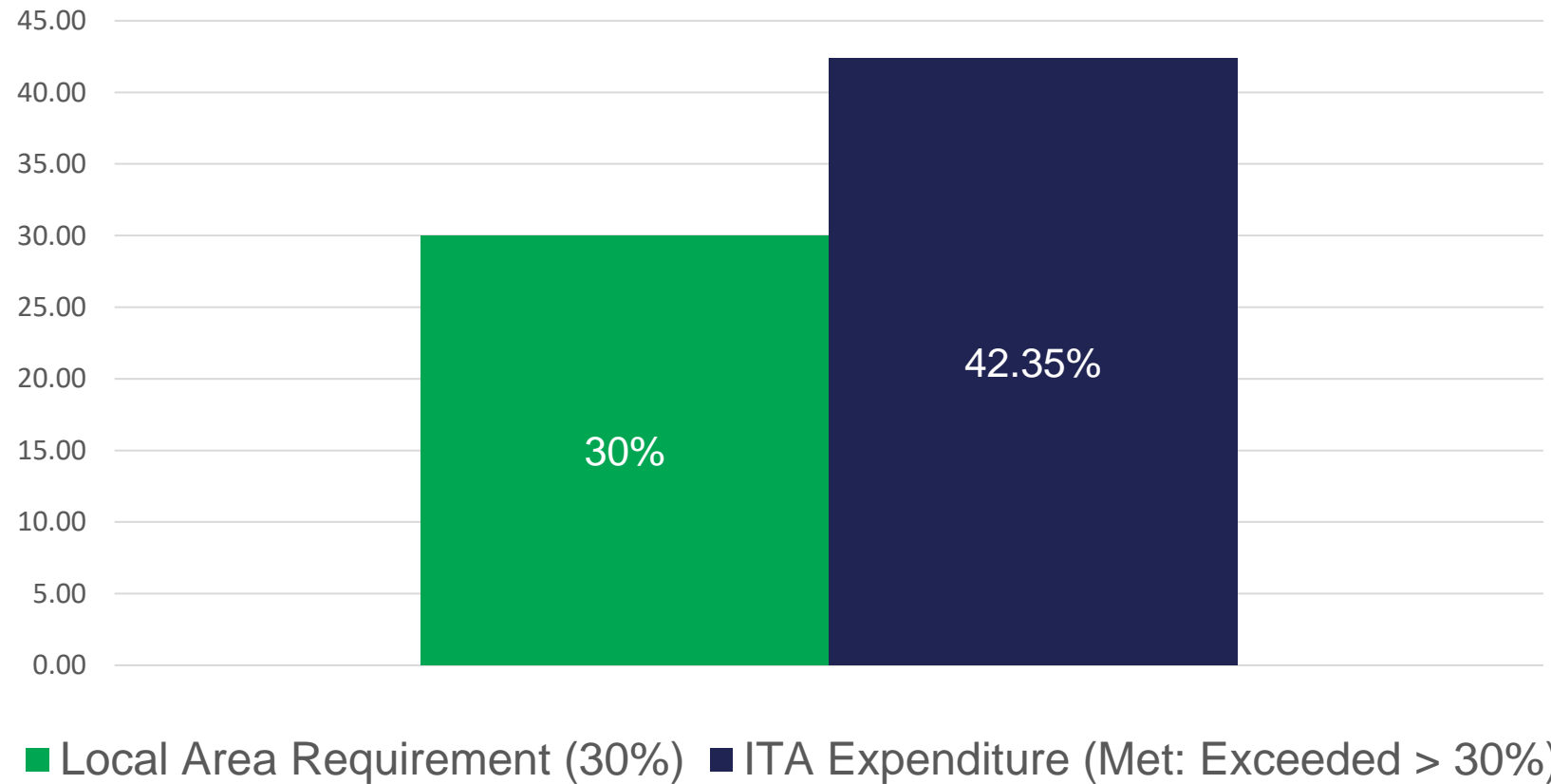
Local Board Direct Client Services and Administrative Expenditures (PY 2021)



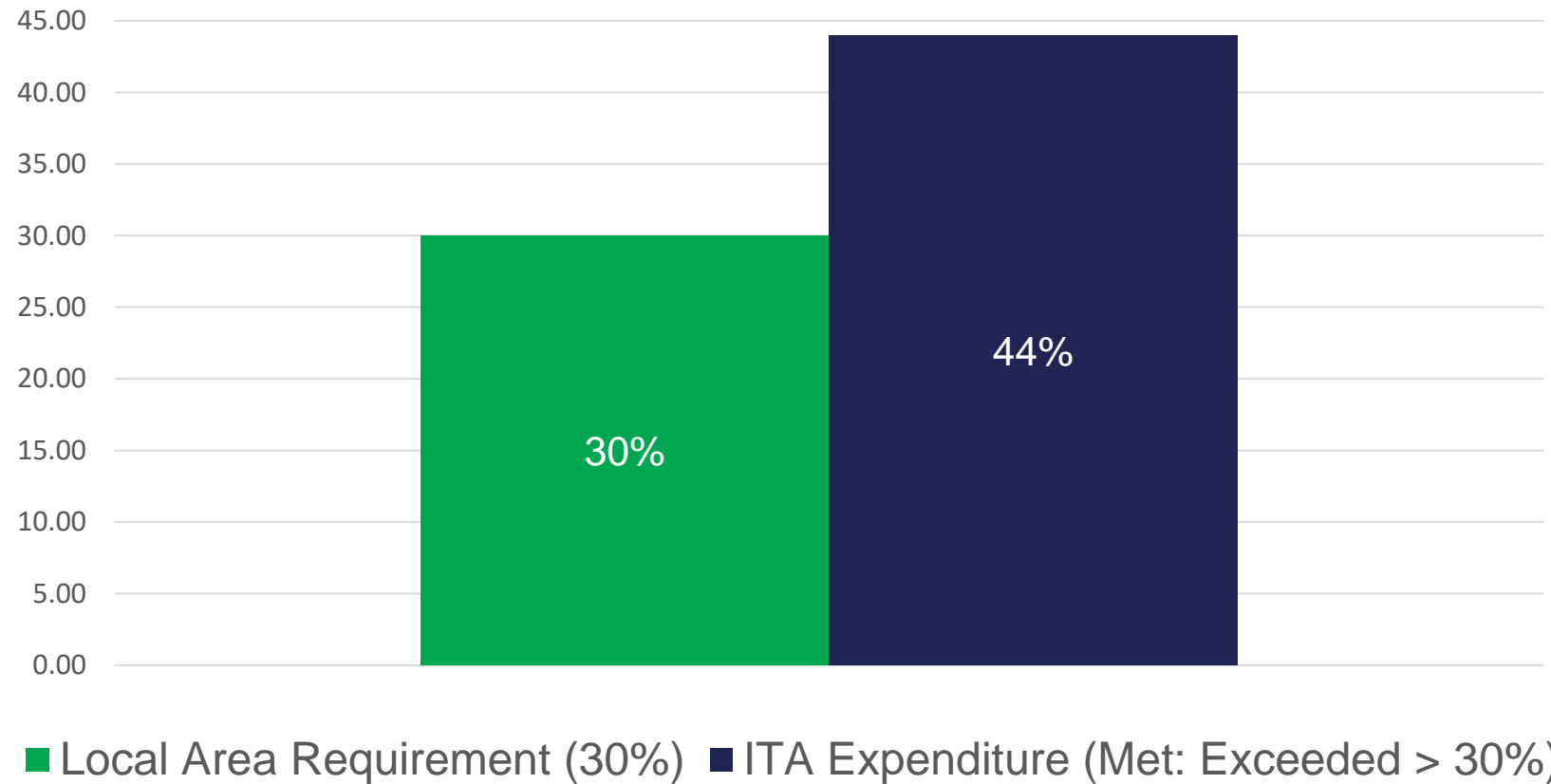
Local Board Direct Client Services and Administrative Expenditures (PY 2022)



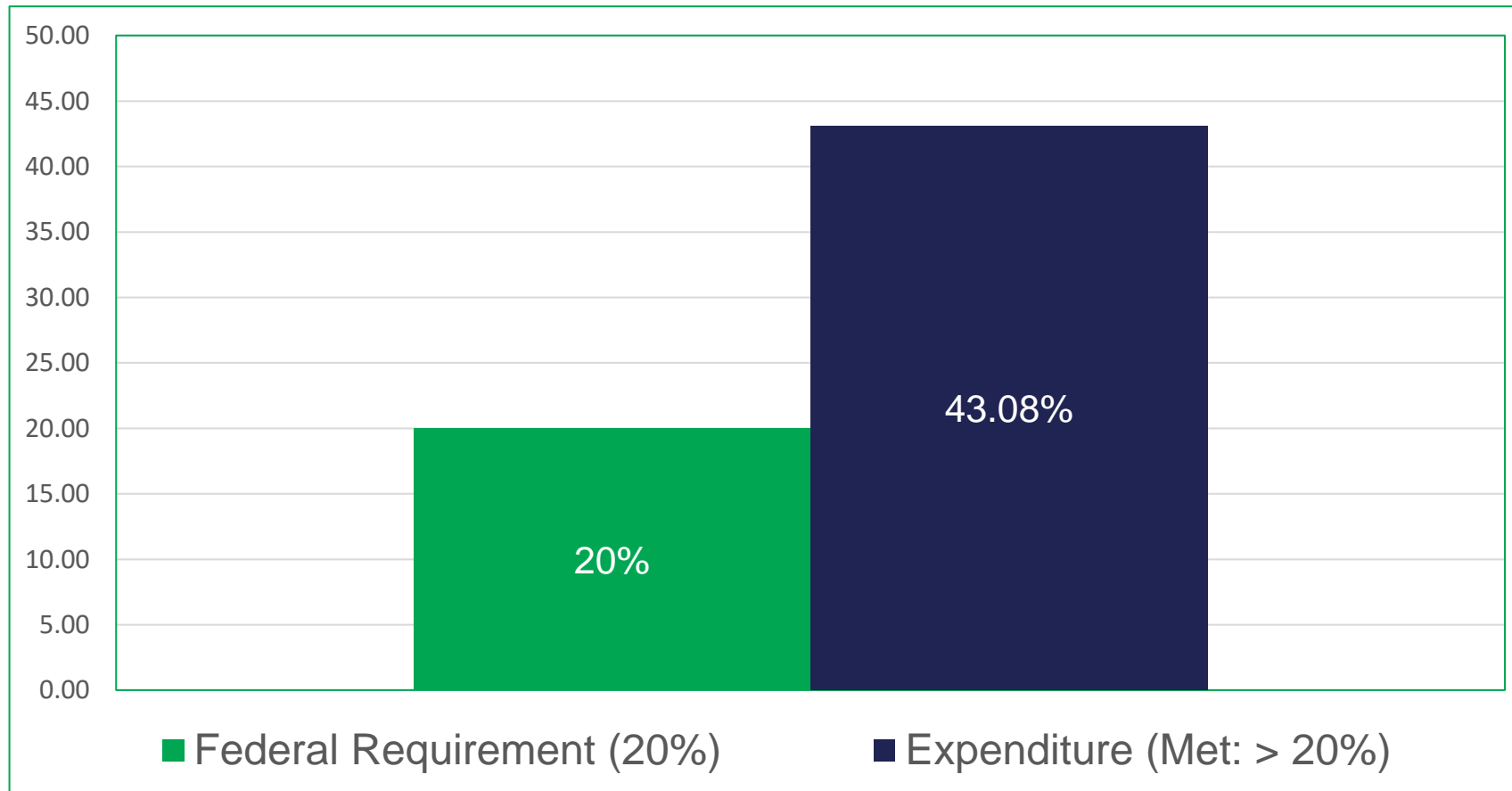
Individual Training Account Expenditures (SFY 2021-2022)



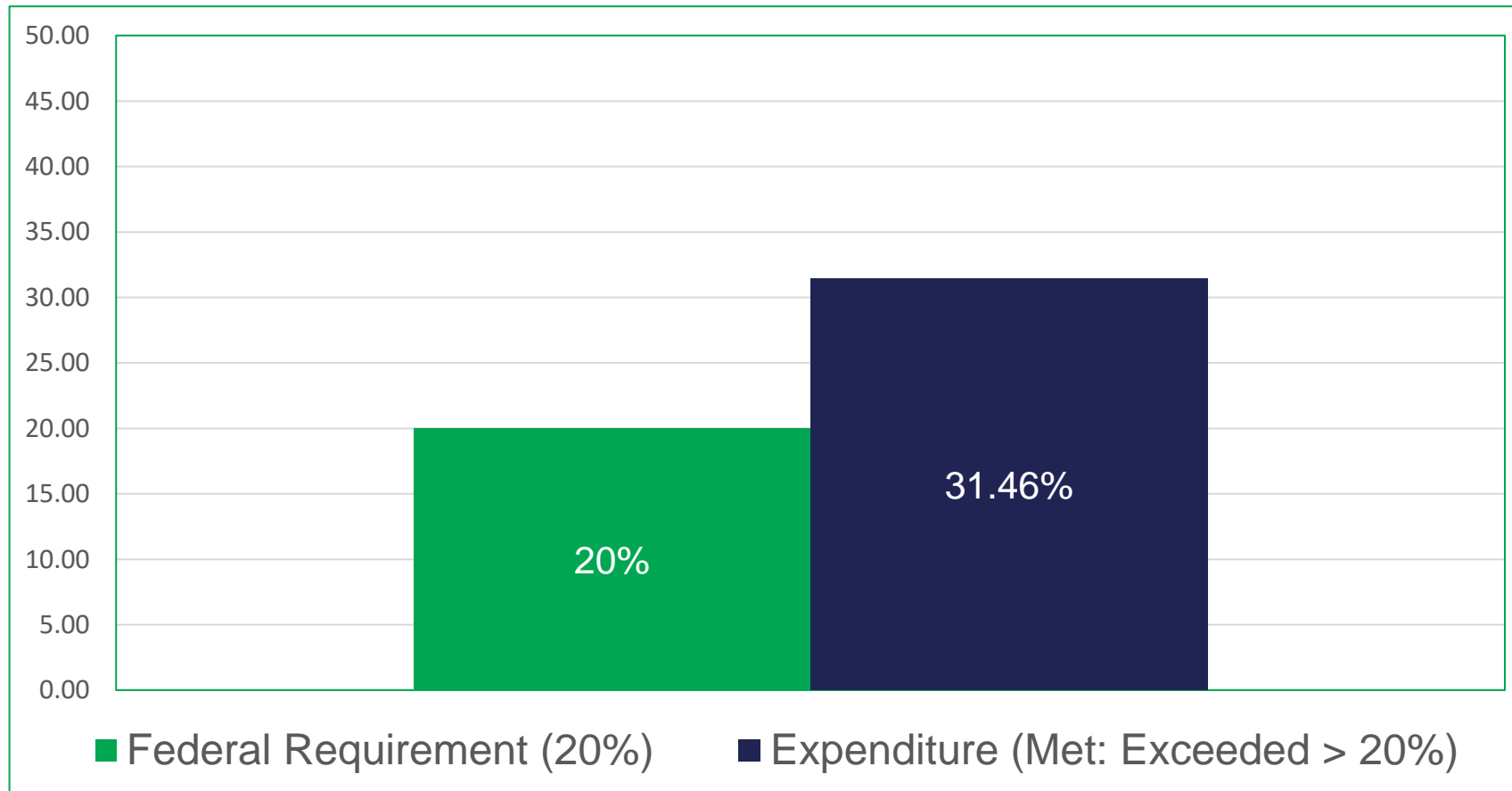
Individual Training Account Expenditures (SFY 2022-2023)



Work Experience Expenditures (FFY 2021)

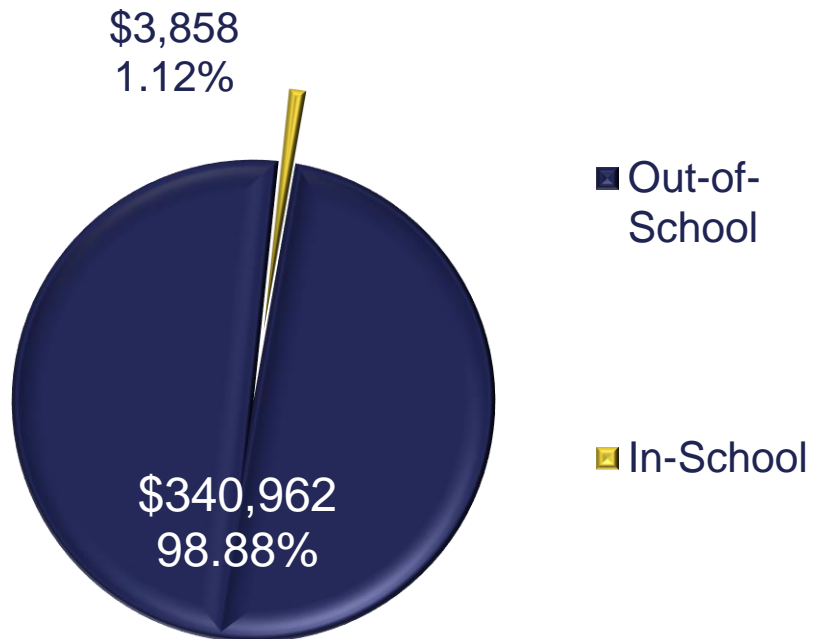


Work Experience Expenditures (FFY 2022)



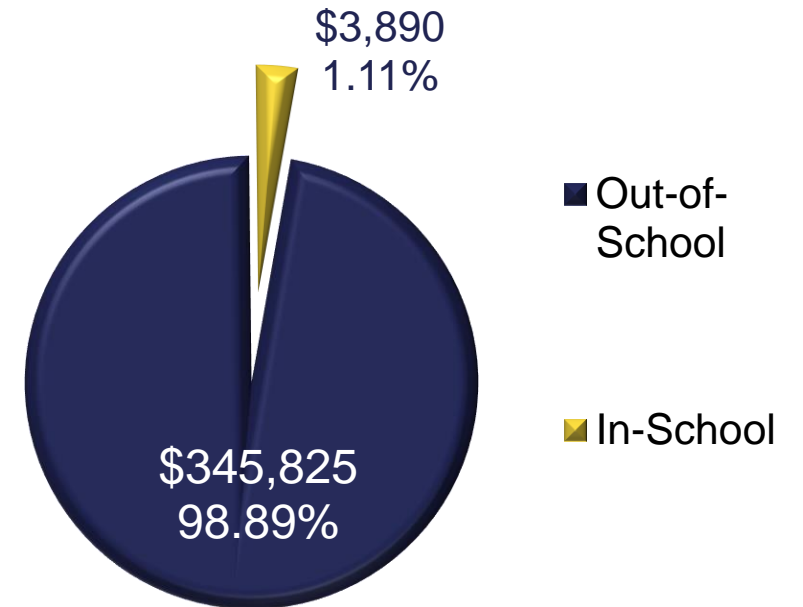
Out-of-School Youth Expenditures

PY2021



Federal Requirement = 75%

PY2022



Federal Requirement = 50%



Primary Indicators of Performance

Customer Groups

- Adult Metrics (5)
- Dislocated Worker Metrics (5)
- Youth Metrics (5)
- Wagner-Peyser Metrics (3)

Metrics

1. Employed in 2nd quarter after exiting the program
2. Employed in 4th quarter after exiting the program
3. Median wages in 2nd quarter after exiting the program
4. Credential attainment rate (Not applicable for Wagner-Peyser)
5. Measurable Skill Gains (Not applicable for Wagner-Peyser)



Primary Indicators of Performance

LWDB 04 Program Year (PY) 2022 & 2023 Performance for July 1– June 30	PY2022 Negotiated Performance Goals	PY2022 Adjusted Performance Goals	PY2022 4th Quarter Performance	PY2023 Negotiated Performance Goals	PY2023 4th Quarter Performance
Adult Programs:					
Employed 2nd Quarter After Exit	93.2	95.0	98.7	93.2	95.5
Median Wage 2nd Quarter After Exit	\$9,213	\$10,324	\$13,096	\$9,500	\$13,963
Employed 4th Quarter After Exit	88.2	91.1	91.8	88.2	98.6
Credential Attainment Rate	80.1	85.5	88.1	81.2	98.5
Measurable Skill Gains	86.0	92.2	99.1	87.5	98.2
Dislocated Workers Programs:					
Employed 2nd Quarter After Exit	72.0	74.9	100.0	72.0	100.0
Median Wage 2nd Quarter After Exit	\$9,000	\$8,312	\$28,865	\$9,500	\$14,297
Employed 4th Quarter After Exit	74.0	77.2	100.0	74.0	100.0
Credential Attainment Rate	75.0	90.0	0.0	75.0	100.0
Measurable Skill Gains	65.0	84.2	100.0	65.0	0.0
Youth Programs:					
Employed 2nd Quarter After Exit	85.0	84.2	80.0	85.2	97.3
Median Wage 2nd Quarter After Exit	\$4,000	\$4,618	\$5,563	\$4,200	\$5,673
Employed 4th Quarter After Exit	75.0	73.3	61.9	77.0	95.2
Credential Attainment Rate	76.0	49.5	28.6	76.0	40.0
Measurable Skill Gains	53.0	21.4	62.5	60.0	100.0
Wagner Peyser Programs:					
Employed 2nd Quarter After Exit	67.0	64.6	66.2	67.1	72.4
Median Wage 2nd Quarter After Exit	\$4,700	\$5,066	\$6,744	\$4,700	\$7,015
Employed 4th Quarter After Exit	66.0	63.0	63.1	66.5	68.1

■ Not Met (less than 90% of adjusted)
 ■ Met (90 - 100% of adjusted)
 ■ Exceeded (greater than 100% of adjusted)



Letter Grades

Customer Groups

WIOA (Adult, Dislocated Worker, Youth), Wagner-Peyser, Supplemental Nutrition Assistance Program, Welfare Transition, National Dislocated Worker Grant, Trade Adjustment Assistance, Employers

Metrics

1. Participants with Increased Earnings
2. Reduction in Public Assistance
3. Employment and Training Outcomes
4. Participants in Work-Related Training
5. Continued Repeat Business
6. Year-Over-Year Business Penetration
7. Completion-To-Funding
8. Extra Credit: Serving Individuals on Public Assistance



Letter Grades, Cont.

The screenshot shows a web browser at the URL <https://analytics.careersourceflorida.com/LetterGrades>. The page features a dark blue navigation bar with the CareerSource Florida logo and the word "ANALYTICS". The navigation menu includes: ANALYTICS HOME, LETTER GRADES (highlighted), CLIFF DASHBOARD, BUSINESS & WORKFORCE, BOARD PERFORMANCE, FUNDING, and BARRIERS TO EMPLOYMENT. Below this is a secondary navigation bar with the "LETTER GRADES" logo, HOME, PERFORMANCE, METHODOLOGY, FAQ, RESOURCES, and a LOG IN button. The main content area is a large banner with a light blue background on the left showing a map of Florida, and a darker blue background on the right with the "LETTER GRADES" logo and the text "Grading Success".

Visit: <https://analytics.careersourceflorida.com>



Programmatic Monitoring Activities

LWDB 04 Program Year (PY) 2022-23	PY 2021-22 Findings	PY 2022-23 Findings
Welfare Transition	2	0
Wagner-Peyser	2	1
Supplemental Nutrition Assistance Program - Employment and Training	1	0
WIOA Adult / Dislocated Worker / Youth / Special Initiatives	0	1
Jobs for Veterans State Grants	0	1
Total Findings	5	3



Financial Monitoring Activities

LWDB 04 Program Year (PY) 2022-23 April 1, 2022 – June 30, 2022	PY 2021	PY 2022
Findings	0	0
Issues of Non-Compliance	2	1
Observations	0	0
Technical Assistance	0	0



Questions & Answers



Contact Us

Thank You.

If you have questions or comments about this presentation, please contact us.



Karmyn Hill

Email: Karmyn.Hill@Commerce.fl.gov

Office: Bureau of One-Stop and Program Support

